

CAST IRON PEDESTAL BASES



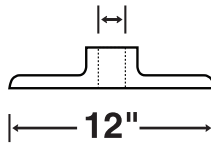
KITS

GBC20 + RT36 = GR20
 GBC30 + RT43 = GR30
 GBC40 + RT43 = GR40


GBC20



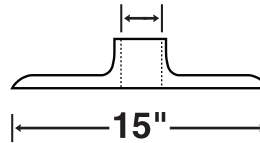
1.34" Core



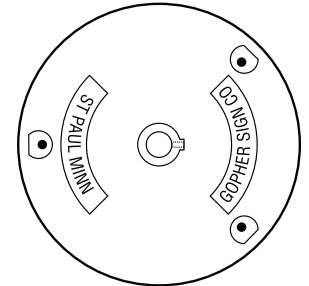
GBC30



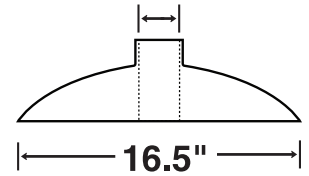
1.90" Core



GBC40

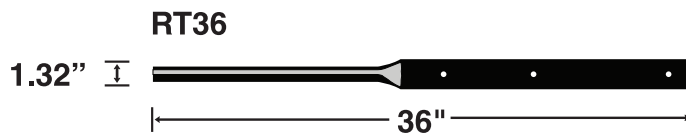


1.90" Core

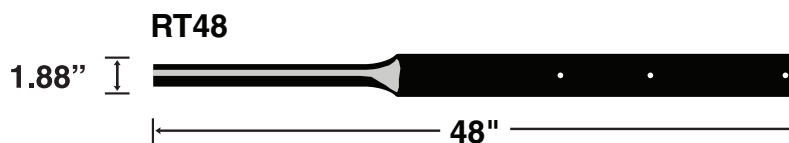


STEEL STANCHIONS

RT36



RT48



RT60

